


Class of 2020

# JUNIOR MEETING

# PGP: PERSONAL GRADUATION PLAN



# 10<sup>th</sup> – 12<sup>th</sup> Grade Personal Graduation Plans

- ❑ ALL students must have a PGP on file in your dean's office.
  - ❑ If your PGP is incomplete, YOUR DEAN will call you in and provide a copy for you to get signed by parent or guardian
  - ❑ A parent signature on the PGP must be returned to your dean's office
- 
- Three white diagonal lines of varying lengths and thicknesses are positioned on the right side of the slide, extending from the middle towards the bottom right corner.

# PGP EXAMPLE

Student ID 

## 2015-2016 Houston ISD Personal Graduation Plan (PGP)

Student Name

Student Signature: \_\_\_\_\_

**Date Initiated:**                      **Amended:**                     

**Counselor/Administrator Signature:** \_\_\_\_\_

**Parent Signature:** \_\_\_\_\_

**Graduation Plan: 2015-2016**

Graduation Target: 2019
-------------------------

Discipline	TEA Foundation Plan (credit requirements)	HISD Foundation Plan (credit requirements)	Distinguished Level of Achievement (credit requirements)
English	4	4	4
Math	3	3	4
Science	3	3	4
Social Studies	3	4	4
Languages Other Than English	2	2	2
Fine Arts	1	1	1
Physical Education	1	1	1
Other Electives	5	3.5	5.5
Health		0.5	0.5
Total Credits	22	22	26

The Four Year Plan is intended to give you and your parent(s) a guide to use as you progress through high school. You will want to review the plan each year to make sure you are taking the required courses for graduation. Make sure that you are taking the academic courses that support your postsecondary plans.

<b>Endorsement (s):</b>	
-------------------------	--

\_\_\_\_\_ Arts and Humanities  
\_\_\_\_\_ Business and Industry  
\_\_\_\_\_ Multidisciplinary Studies  
\_\_\_\_\_ Public Services  
\_\_\_\_\_ STEM

My Post High School plans
---------------------------

**will take me to:**  
(Check as many as apply):  
\_\_\_\_\_ Two Year College  
\_\_\_\_\_ Technical Training  
\_\_\_\_\_ Four Year College  
\_\_\_\_\_ Employment  
\_\_\_\_\_ Military  
\_\_\_\_\_ Other

**My Graduation Plan Type Is:**

           Distinguished Level of Achievement

☐ (see IEP) \_\_\_\_\_ Foundation \_\_\_\_\_ w/ Endorsement

**My Career Interest:**

	Middle Grades	9 <sup>th</sup> Grade	10 <sup>th</sup> Grade	11 <sup>th</sup> Grade	12 <sup>th</sup> Grade
<b>English:</b>		English 1 or Eng. SOL 1	English 2 or Eng. SOL 2	English 3	English 4 (or other advanced ELA from TEA list)
<b>Mathematics:</b>		Algebra 1	Geometry	Algebra 2	Advanced Math from TEA list
<b>Science:</b>		Biology	Chemistry (or other advanced science from TEA list)	Physics (or other advanced science from TEA list)	Advanced Science from TEA list
<b>Social Studies:</b>		World Geography	World History	US History	Government (0.5) Economics (0.5)
<b>Languages other than English:</b>		Language 1 <sup>st</sup> year*	Language 2 <sup>nd</sup> year*		
<b>Fine Arts:</b>		Fine Arts (1.0)*			
<b>Physical Education:</b>		Physical Education (1.0)*			
<b>Other Electives:</b>		Other Electives*			
<b>Health:</b>		Health (0.5)*			
<b>Options for Endorsements:</b> Arts & Humanities Business & Industry Multidisciplinary Studies Public Services STEM		<div></div> (Pathway Course #1)	<div></div> (Pathway Course #2)	<div></div> (Pathway Course #3)	<div></div> (Pathway Course #4)

\*course may be taken at any grade level

It is the policy of the Houston Independent School District not to discriminate on the basis of or engage in harassment motivated by age, race, color, ancestry, national origin, sex, handicap or disability, marital status, religion, veteran status, political affiliation, sexual orientation, gender identity and/or gender expression in its education or employment programs and activities, as required by Title VI of the Civil Rights Act of 1964, as amended; Title IX of the Educational Amendments of 1972; and Section 504 of the Rehabilitation Act of 1973, as amended.

Updated April 2015

# AT WESTSIDE, WE OFFER ALL 5 ENDORSEMENTS:

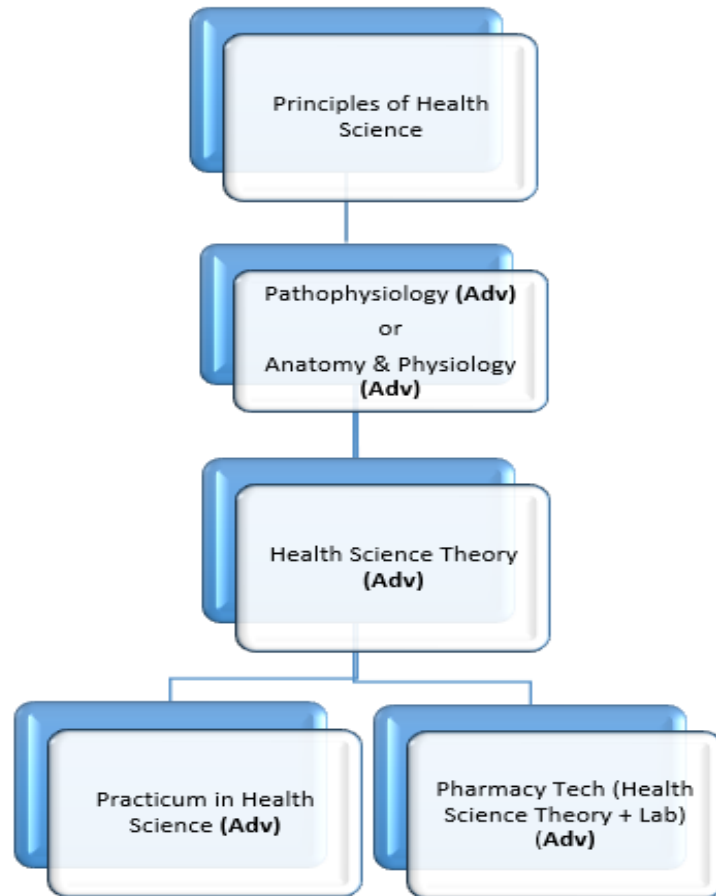


**\*Arts and Humanities and Multi-Disciplinary Endorsements can be earned by completing a set of certain courses.**

**\*Students who complete a pathway at Westside will earn the following endorsements...**

Westside Career and Technical Education  
High School

Health Science: Health Science Pathway  
Course Sequence

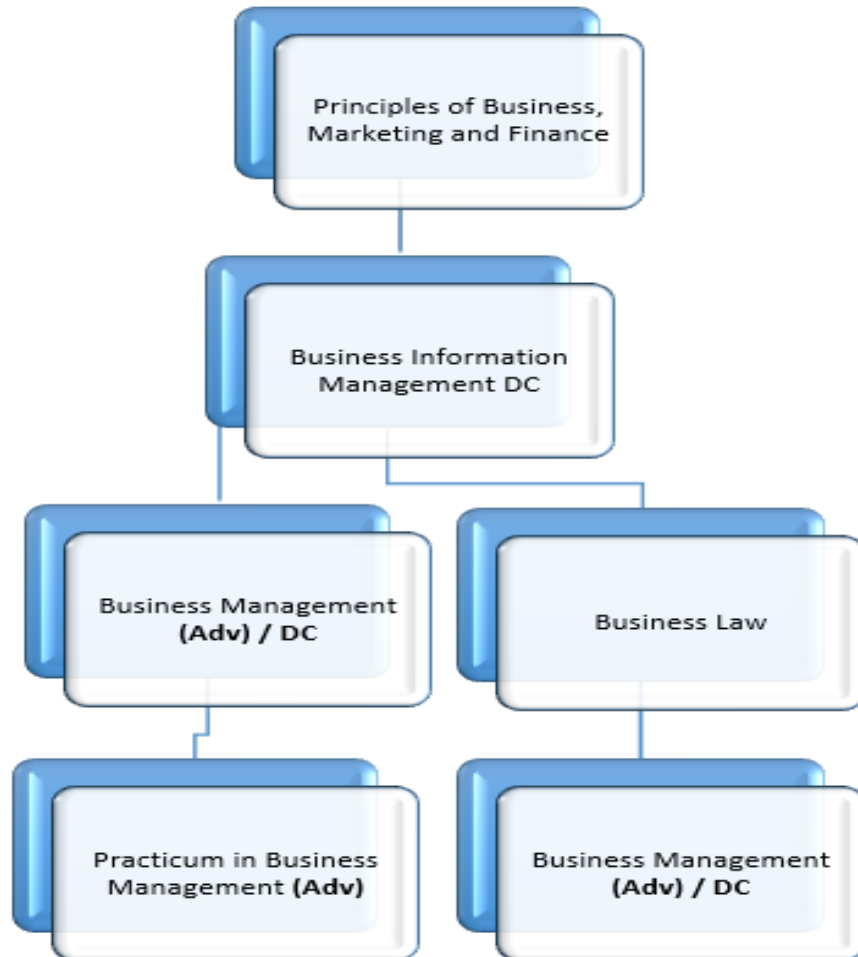


HEALTH SCIENCE  
PATHWAY  
ENDORSMENTS

PUBLIC SERVICE  
STEM

**Westside Career and Technical Education  
High School**

**Business: Business Management  
Pathway  
Course Sequence**

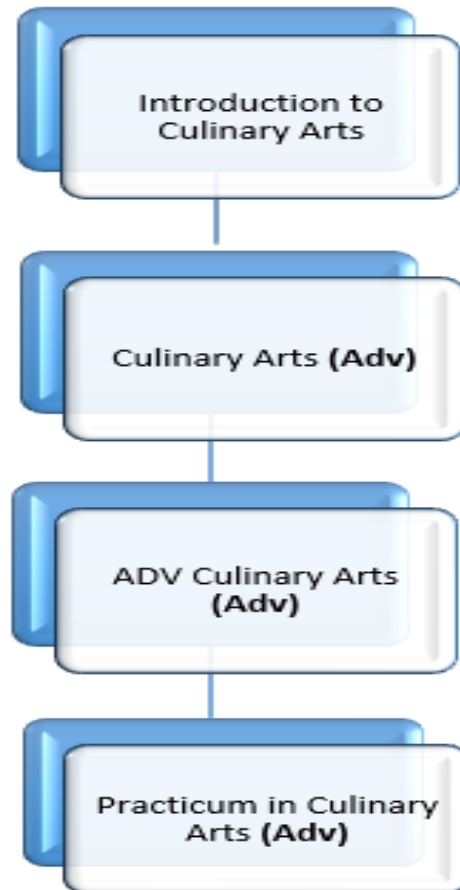


# **BUSINESS MANAGEMENT PATHWAY ENDORSMENTS**

## **BUSINESS AND INDUSTRY**

**Westside Career and Technical Education  
High School**

**Hospitality and Tourism: Culinary Arts  
Course Sequence**



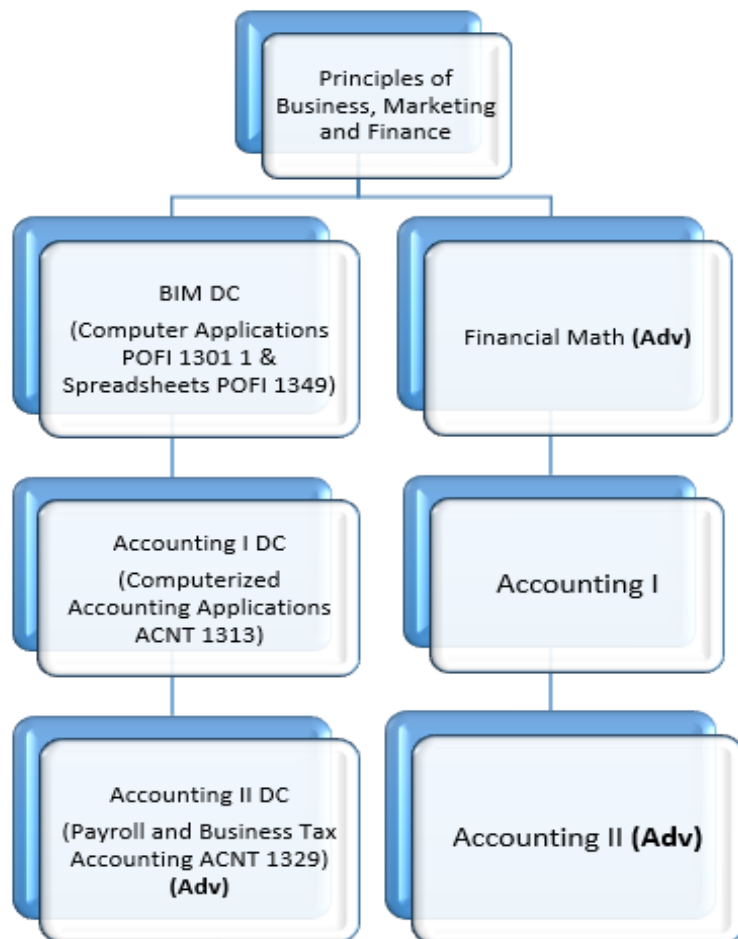
**CULINARY ARTS  
PATHWAY  
ENDORSEMENTS**

**BUSINESS AND INDUSTRY**



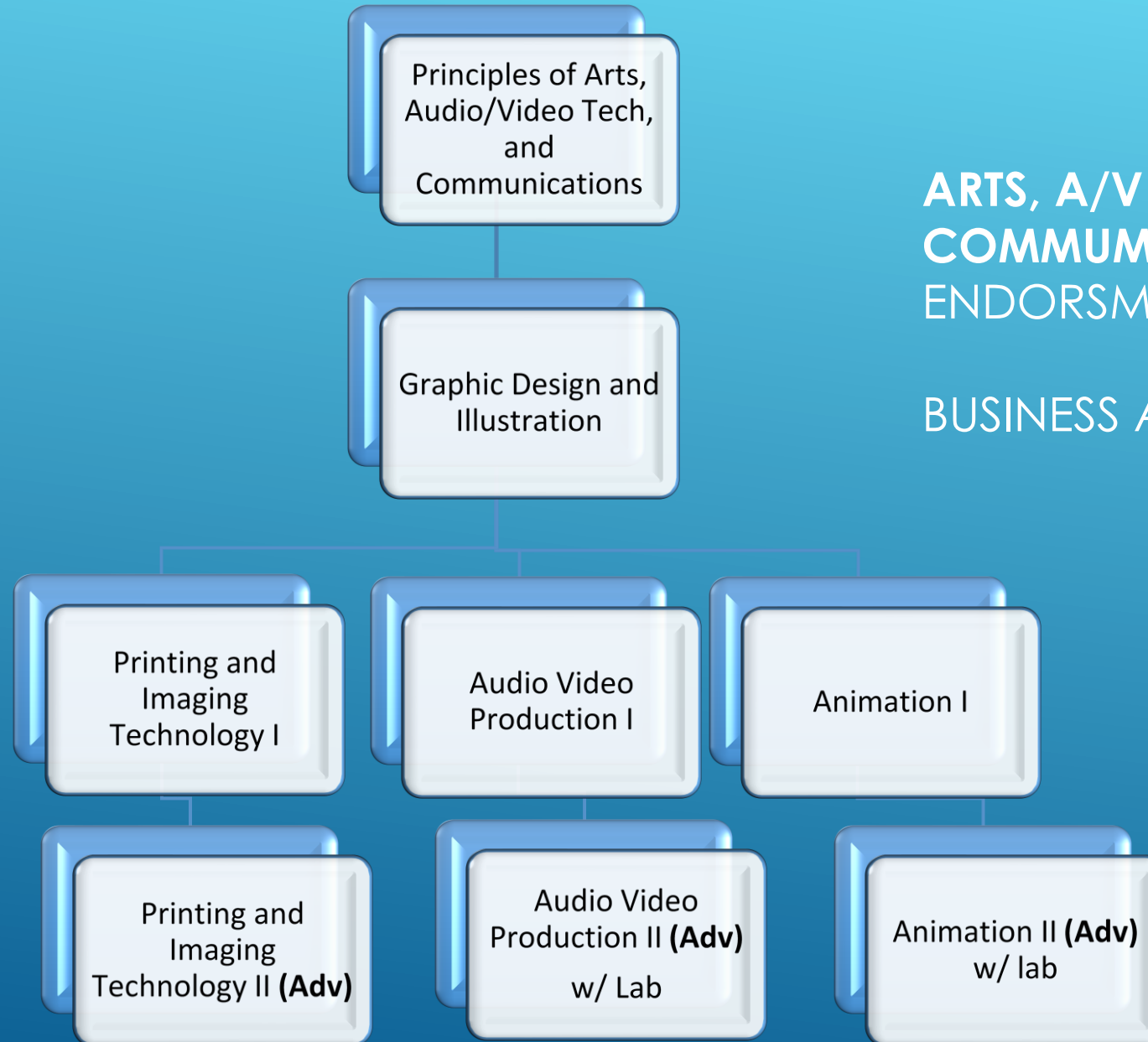
Westside Career and Technical Education  
High School

Finance: Accounting Pathway  
Course Sequence



## ACCOUNTING PATHWAY ENDORSEMENTS

### BUSINESS AND INDUSTRY STEM

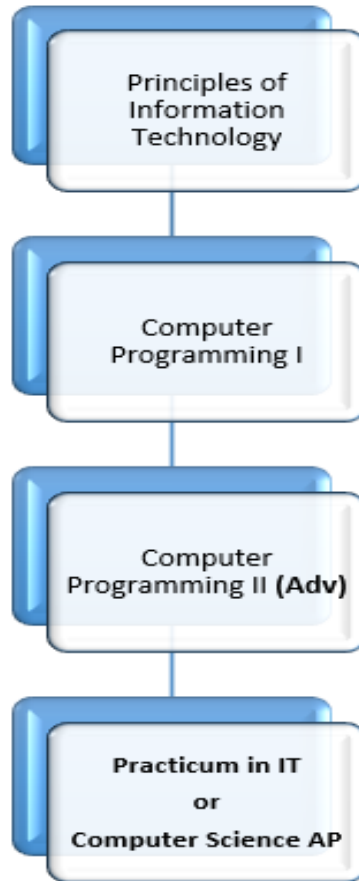


ARTS, A/V TECH AND  
COMMUNICATIONS  
ENDORSMENTS

BUSINESS AND INDUSTRY

**Westside Career and Technical Education  
High School**

**Information Technology: Computer Programming  
Course Sequence**

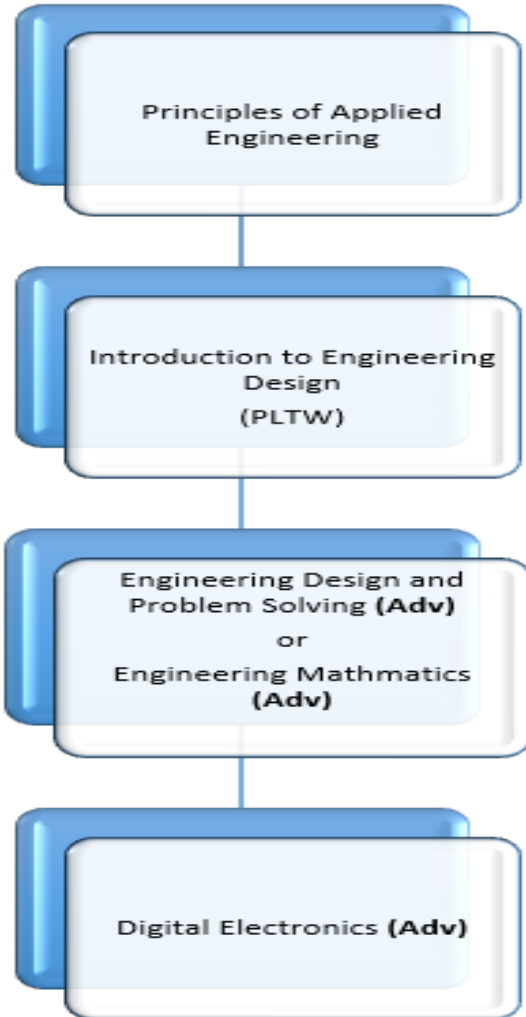


**COMPUTER  
PROGRAMMING  
PATHWAY  
ENDORSMENTS**

**BUSINESS AND INDUSTRY**

Westside Career and Technical Education  
High School

**STEM: Engineering (PLTW)  
Course Sequences**



**STEM/ ENGINEERING  
PATHWAY  
ENDORSMENTS**

STEM

# WHAT HAPPENS IF I DON'T RETURN MY PGP?

- ❑ 19-20 COURSE VERIFICATION (draft of 19-20 schedule) WILL BE DISTRIBUTED BEFORE FINAL EXAMS
- ❑ IF YOUR PGP IS INCOMPLETE, YOU WILL NOT GET A COURSE VERIFICATION FOR NEXT YEAR!
- ❑ OFF-CAMPUS IDS AND PARKING PERMITS MAY NOT BE ISSUED TO A STUDENT WITH A INCOMPLETE OR MISSING PGP.
- ❑ THIS IS YOUR PATH!

IN  
SUMMARY...

## EVERY PGP MUST CONTAIN

- Identified Endorsement(s)
  - Course of study that promotes:
    - College and workforce readiness
    - Career placement and advancement
- Date Initiated
- Student Signature
- Counselor/Admin. Signature
- Parent Signature
  - Before the end of 9<sup>th</sup> Grade



# REVIEW OF COLLEGE ADMISSIONS PROCESS:

- ▶ Identify all the components included in the admissions process.
- ▶ Demonstrate an understanding of how each component is executed within the Westside procedural guidelines.
- ▶ Create a plan for what he/she can do within the next few months to prepare for the senior year.

# WHERE DO I START?

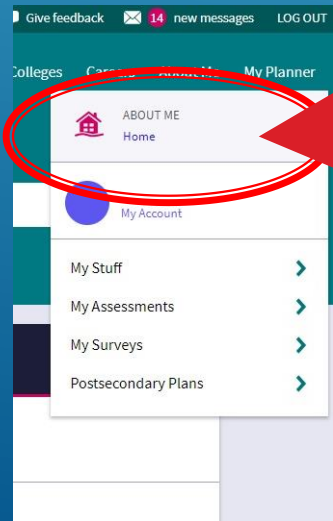
## RESUME

1. Sign onto your Naviance

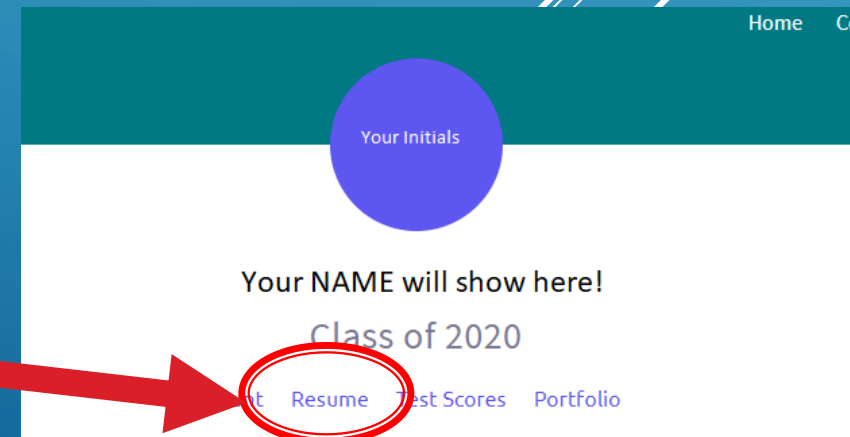
2. Click on “About Me”



3. Click on “About Me Home”



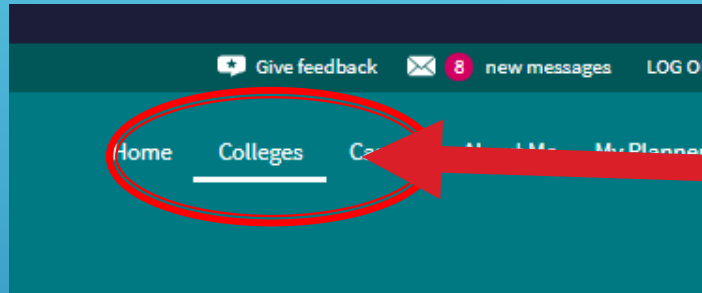
4. Click on “Resume”



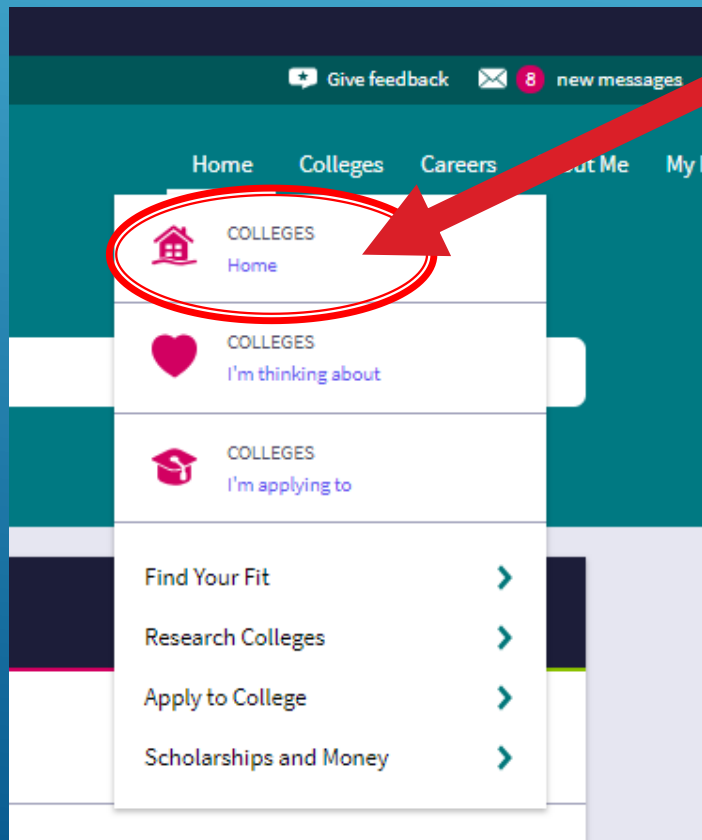


# College Visits at Westside

While Logged into your Naviance Account...



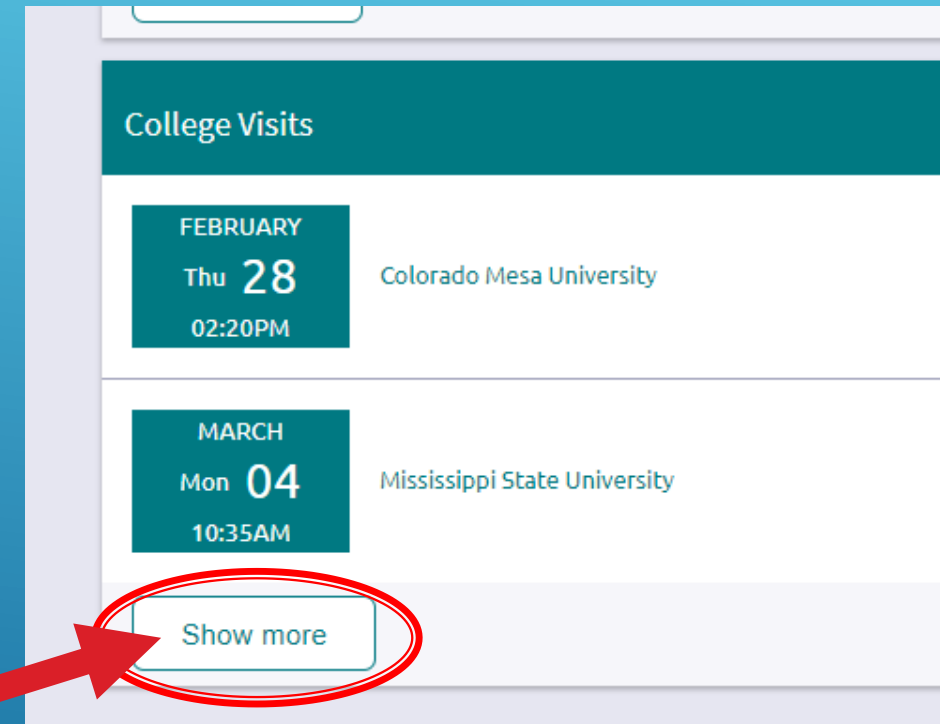
➤ Click on the “Colleges” tab



➤ Click on  
“Colleges Home”

➤ Scroll to BOTTOM Left  
of the page

➤ Under College Visits,  
Click “Show more”




This list shows which colleges are coming to Westside and this is where you sign-up to attend the visit!

# College Visits

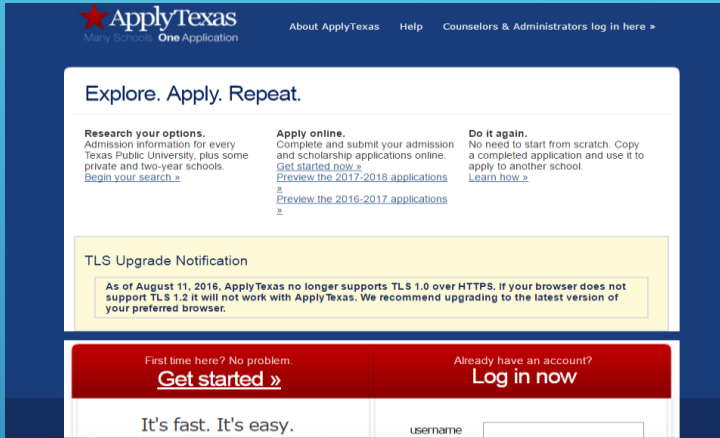
- **Off-Campus – Student Schedules official visit and/or tour on campus. Proper paperwork must be turned in two days prior to trip in order to be properly excused.**
  - 2 off-campus visits allowed Junior Year
  - 2 off-campus visits allowed Senior Year - use spring for Final Exam Exemptions.
  
- **FLY-INS**
- **CollegeGreenlight.**
  
- **NACAC College Fair – March 28, 2019**
  - Approximately 300 College from throughout the nation.
  - 80 Students can attend (3.5 or higher) / first come first serve
  - Must have the permission picked up / turned into A205

# WHAT DO I NEED TO APPLY?

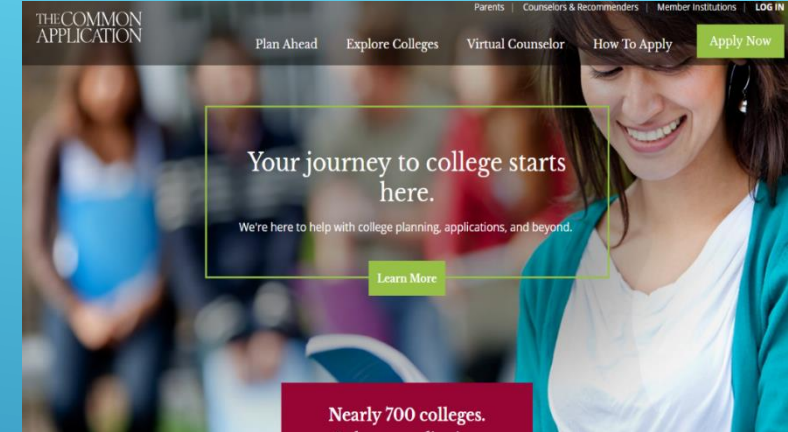
- ✓ **Application**
  - ✓ **Essay(s) – attached to the Application**
  - ✓ **SAT/ACT Test Scores**
  - ✓ **Transcript**
  - ✓ **Letters of Recommendation**
  - ✓ **Interview**
- 

# WHERE DO I START?

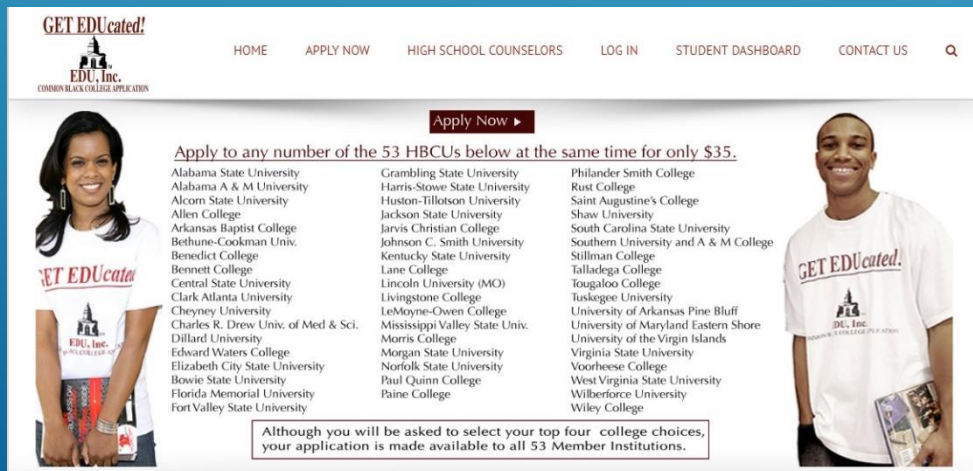
## Find Out Which Application To Use!



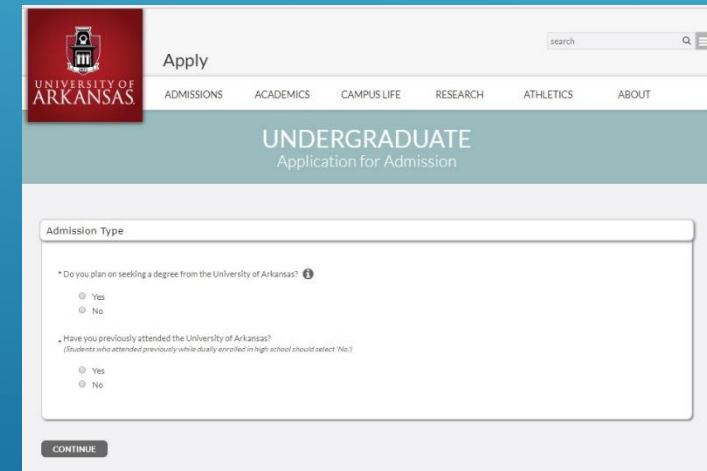
Apply Texas – [www.ApplyTexas.org](http://www.ApplyTexas.org)



Common Application – [www.CommonApp.org](http://www.CommonApp.org)



Most HBCU –  
[CommonBlackCollegeApp.org](http://CommonBlackCollegeApp.org)



Institutional Specific –  
**ON COLLEGE WEBSITE**

# ESSAYS

Not all Colleges require an essay! Matter of fact, only two public colleges in the state of Texas require an essay if you meet the automatic admissions requirements.

Check the admissions requirements – are essays required? If so, what are the prompts?

## ESSAY WRITING TIPS

1. **Get started by brainstorming**
2. **Let your first draft flow**
3. **Develop three essay parts:** Introduction, Body, and Conclusion
4. **Be specific** - Make sure everything you write supports that viewpoint
5. **Find a creative angle** - Figure out how you would be a great fit for the school.
6. **Be honest** - Don't be tempted to write what you think the admission officers want to hear; answer honestly.
7. **Get feedback** - Consider their feedback and make changes, but keep your voice. "Make sure the essay is in your own voice. If at some point you read over your essay and you hear your mother's voice, something is wrong."
8. **Proofread and make corrections** - Read your essay over carefully to check for typos, spelling and grammar errors. It's best to ask someone to take a look as well.

# SAT AND ACT TESTING

April 23 – All 3<sup>rd</sup> year Westside students will take the School-Day SAT  
It will be given on a school day 8:00-1:00 (we close down 2 houses)

SAT TEST DATE	SAT REGISTRATION DEADLINE*
<del>MAY 4<sup>TH</sup></del>	<del>APRIL 5<sup>TH</sup></del> Late: <del>APRIL 24<sup>TH</sup></del>
JUNE 1 <sup>ST</sup>	<del>MAY 3<sup>RD</sup></del> Late: MAY 22 <sup>ND</sup>
AUGUST 24 <sup>TH</sup>	JULY 26 <sup>TH</sup> Late: AUGUST 14 <sup>TH</sup>

ACT TEST DATE	ACT REGISTRATION DEADLINE
<del>APRIL 13<sup>TH</sup></del>	<del>MARCH 8<sup>TH</sup></del>
JUNE 8 <sup>TH</sup>	<del>MAY 3<sup>RD</sup></del>
JULY 13 <sup>TH</sup>	JUNE 14 <sup>TH</sup>

- Students who qualify for a fee waiver have until the late registration deadline and do not have to pay extra fee.
- SAT SUBJECT TESTING

Make sure you send SAT and/or ACT test scores to all colleges before you take the test if you want to send without a fee.



# TRANSCRIPTS

1. Add Colleges to list using the + sign
2. Request “initial” transcript to be sent
3. Then come to A205 to pay and they will be sent upon the College Center receiving payment as long as the information has been loaded into Naviance!

Colleges I'm applying to

Search for colleges

It looks like you are not currently able to apply to Common App schools. Match your Common App account to Naviance Student account to get started. Match Accounts

Manage Transcripts Compare Me +

\* = extended profile available + REQUEST TRANSCRIPTS REMOVE

College	Type	Deadline	Expected Difficulty*	Transcripts	Office materials	Submission Type	Application
<input type="checkbox"/> University of Houston	RD	Regular Decision 7	N/A	no request	Pending		Unknown

EDIT MORE

College that I'm attending:

# LETTERS OF RECOMMENDATION

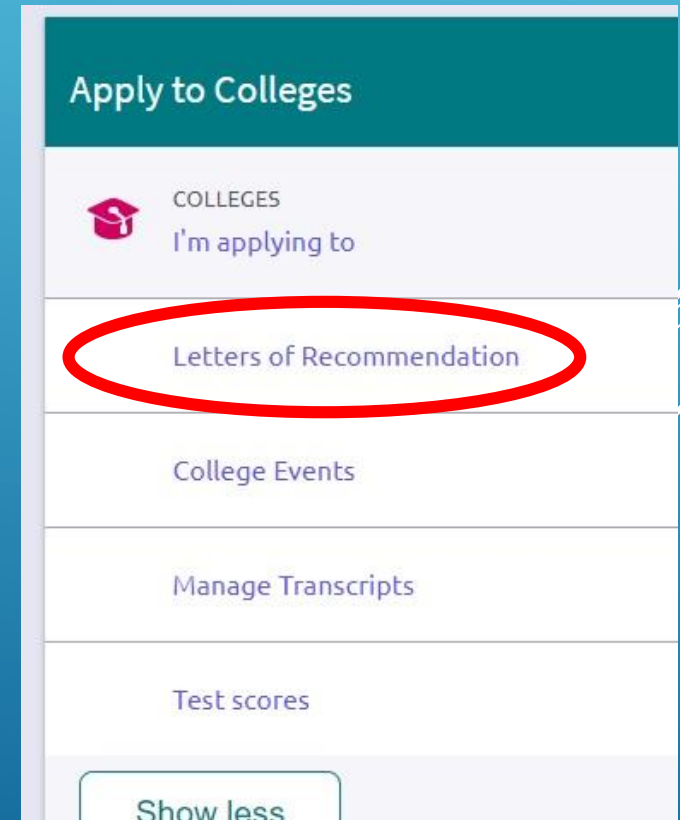
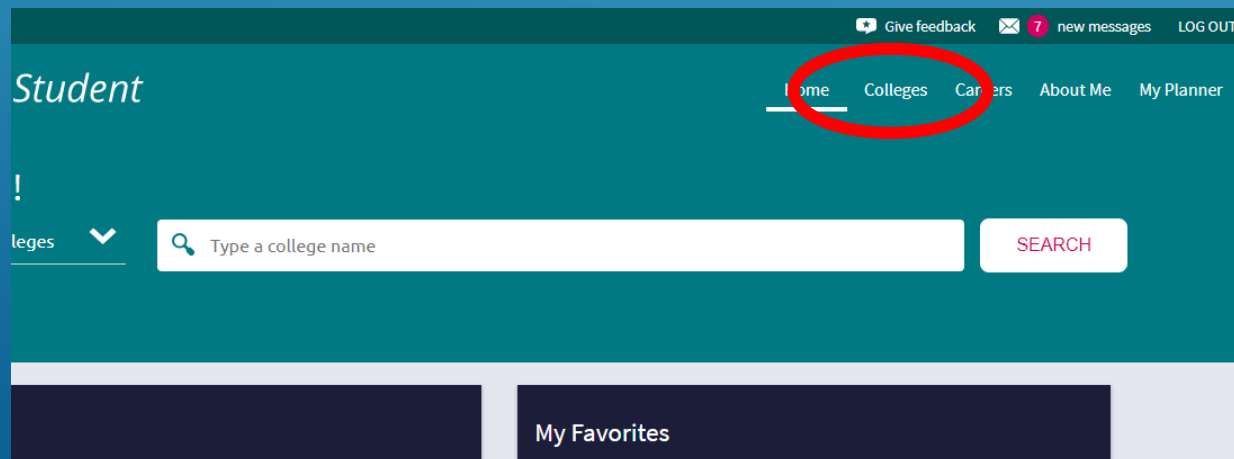
Texas Public Colleges and Universities = No Letters of Recommendation

Wait to ask for a letter until you know if one is required.

**STEP 1: ASK TEACHER IN PERSON FIRST!**

**STEP 2: Input names into NAVIANCE**

Teachers can't upload letters until Step 2 is complete  
Allow two weeks for teachers to complete letters.





## Letters of recommendation

## Your Requests

You can request new letters of recommendation and track the most recent status of your requests here.

Showing 0 requests

Recommendation For ^

Deadline ^

Recommender(s)

Status ⓘ

Cancel Request

Add Request



Your recommendation requests will show up here.

Add Request

Must have your resume completed in Naviance PRIOR to asking your teacher and/or Dean to write you a letter of recommendation!

## Letters of recommendation

## Add new request

Here you can ask a teacher to write you a letter of recommendation. If you don't have any colleges in your list yet, you may still make a request. Make sure you give your teachers plenty of time to write your recommendations!

Cancel

Submit Request

1. Who would you like to write this recommendation?\*

Select A Teacher

2. Select which colleges this request is for:\*

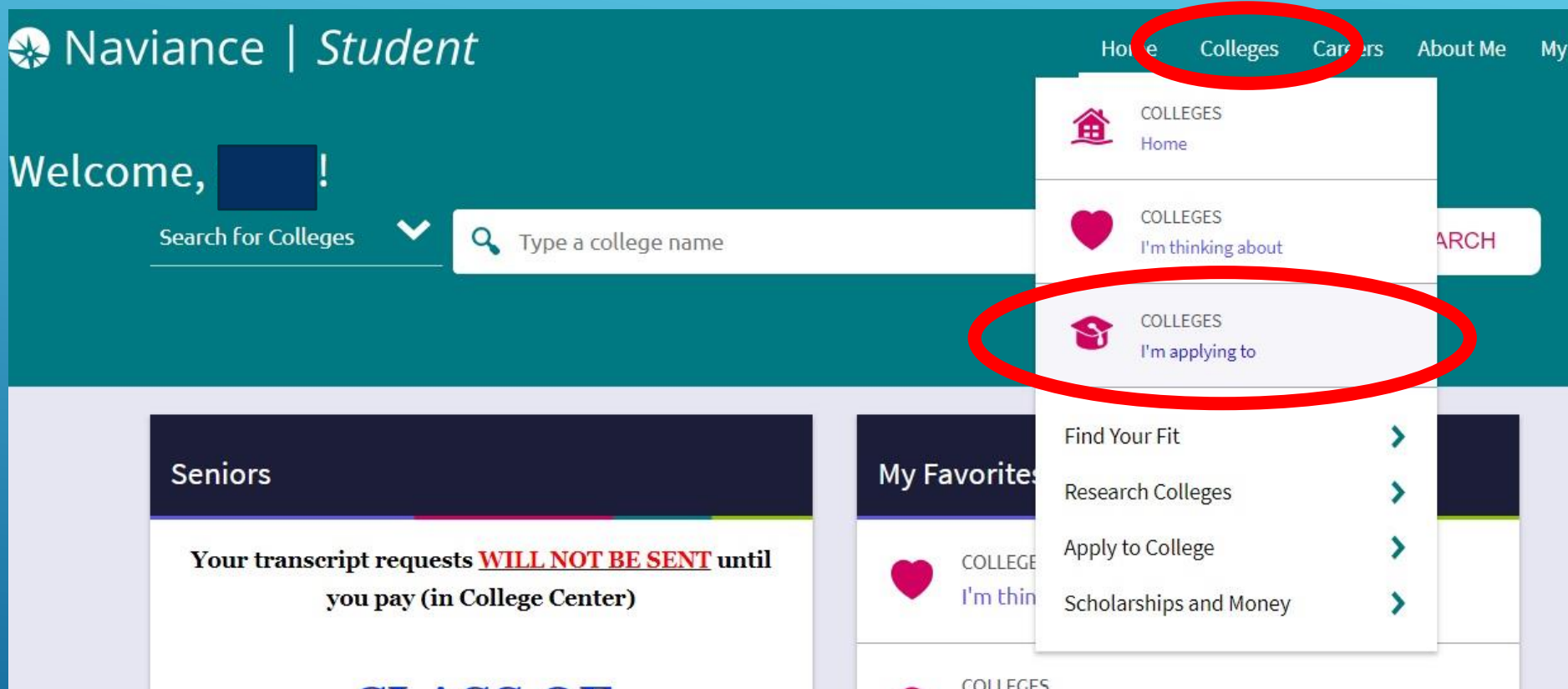
☐ Choose specific colleges from your *Colleges I'm Applying To* list

Looks like you don't have colleges in your *Colleges I'm Applying To* list yet. Click [here](#) to add.

☐ All current and future colleges I add to my *Colleges I'm Applying To* list ⓘ

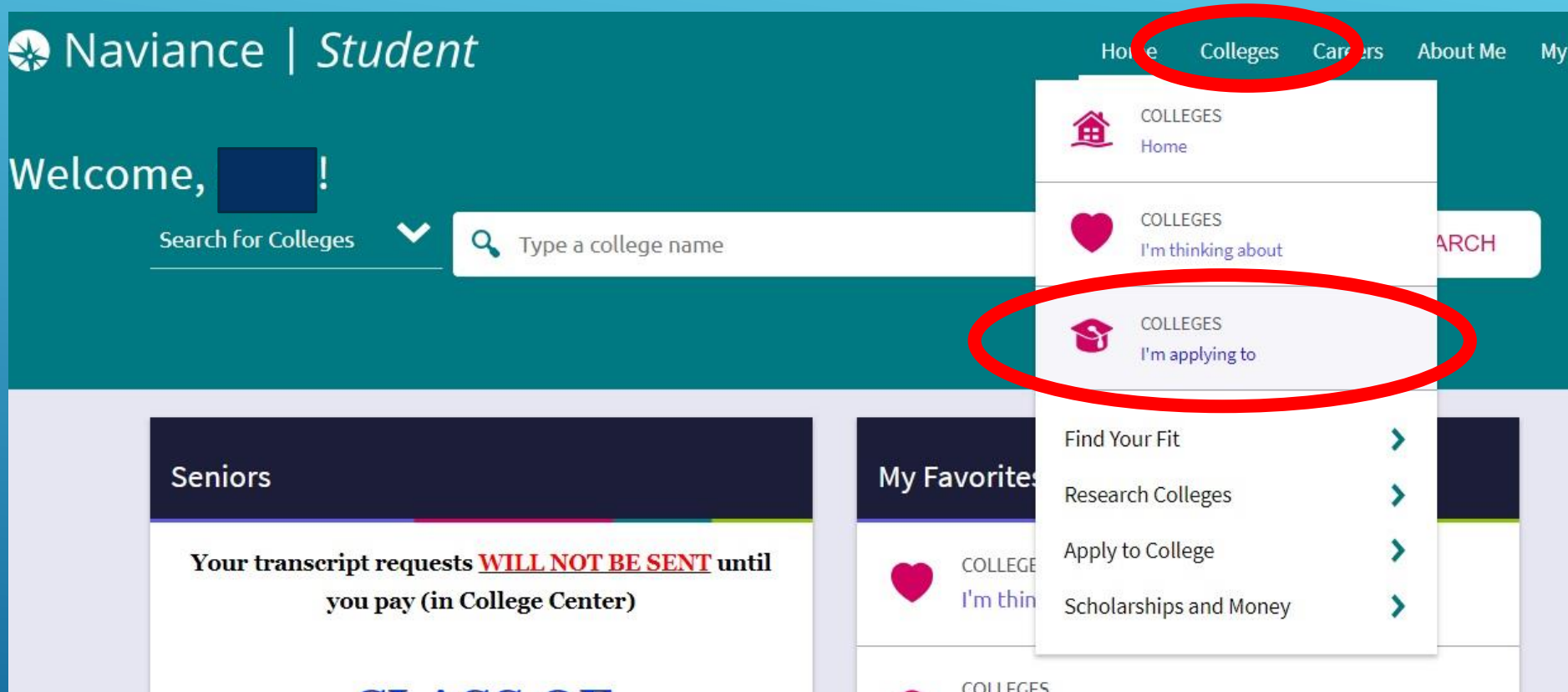
3. Include a personal note to remind your recommender about your great qualities and any specifics about your request:

# STUDENT COLLEGE LIST



The "COLLEGES I'M APPLYING TO" page needs to be updated throughout the year!

# STUDENT COLLEGE LIST



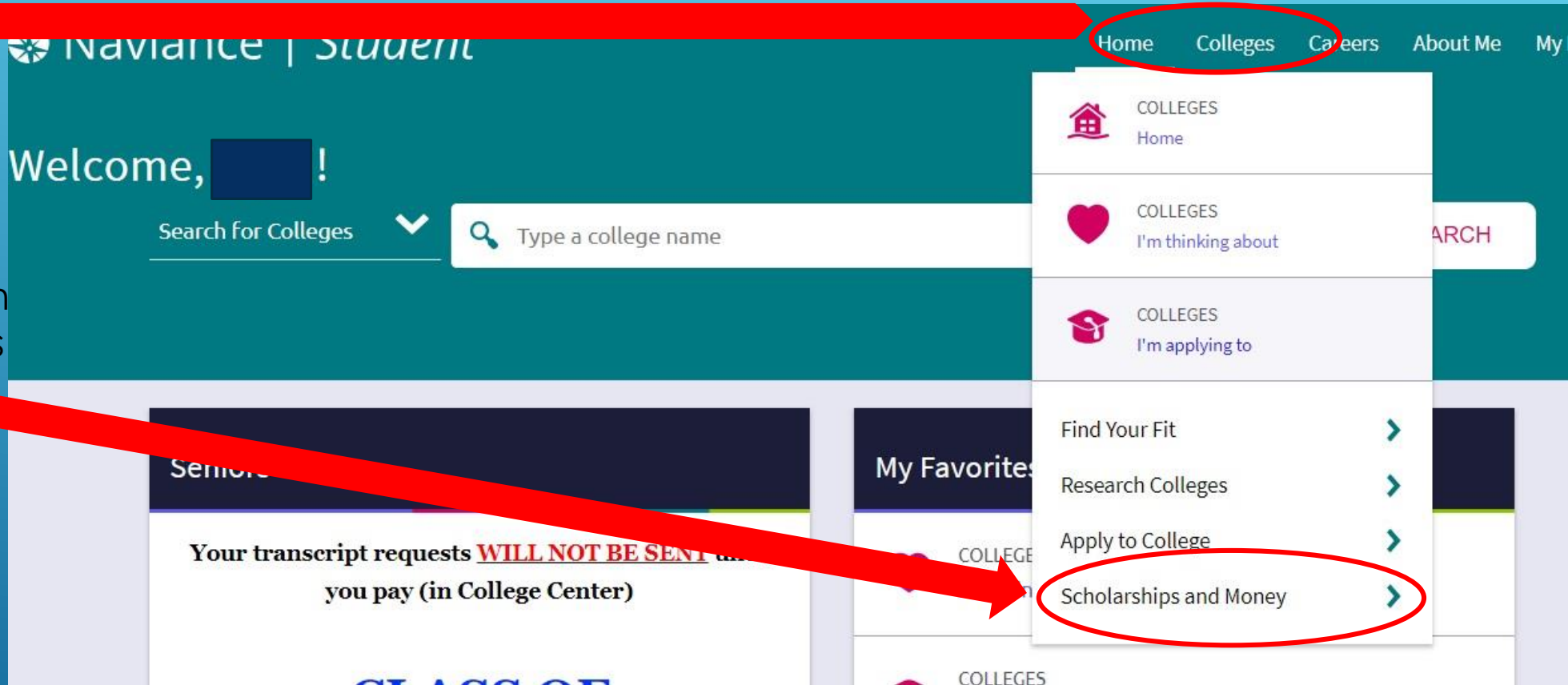
The "COLLEGES I'M APPLYING TO" page needs to be updated throughout the year!

# SCHOLARSHIPS

There are places to search for scholarships in Naviance

Click on  
Colleges,

then click on  
"Scholarships  
and Money"



# CLASS RANK (and Test Scores)

## Using Naviance

- “About Me” tab
- “About Me Home”
- Below the blue circle with your initials
  - Click on Account - Weighted GPA is at bottom of page
  - Use this Chart to find your Class Rank
- Below the blue circle with your initials (again)
  - Click on Test Scores – Select your best PSAT test score.

CLASS OF 2020	
RANK	GPA
TOP 6%	4.57 - 4.84
TOP 10%	4.43 - 4.84
TOP 25%	3.84 - 4.84
2ND QUARTILE	3.14 - 3.83
3RD QUARTILE	2.5 - 3.13
4TH QUARTILE	2.49 & Below

# ACADEMICS...REQUIRED FOR GRADUATION

REQUIRED EXAMS STAAR/EOC
ENGLISH I (9 <sup>TH</sup> )
ENGLISH II (10 <sup>TH</sup> )
ALGEBRA I (9 <sup>TH</sup> )
BIOLOGY (9 <sup>TH</sup> - 10 <sup>TH</sup> )
US HISTORY (11 <sup>TH</sup> )




STAAR/END OF COURSE EXAM
<i>Did Not Meet Grade Level</i>
<b>Approaches Grade Level</b>
<b>Meets Grade Level</b>
<b>Master's Grade Level</b>

# ACADEMICS

Grade Classification	Minimum Credits
Junior (11 <sup>th</sup> )	12.0
Senior (12 <sup>th</sup> )	18.0

Remember this?  
Credits awarded for  
passing grades AND  
MINIMUM  
ATTENDANCE  
REQUIREMENT

# ATTENDANCE

- More than 10 minutes late= absence
  - 6+ absences = no credit
- 
- A series of several thin, parallel white lines of varying lengths and slopes, located in the bottom right corner of the slide, creating a modern, abstract graphic element.



# ATTENDANCE LINK TO ACADEMICS

Period	Grades			Exam	Avg	Credit Attempted	Credit Earned	Conduct			Excused Absences			Unexcused Absences		
1	96	90	94	92	NG*	0.50	0.00		S	E	0	1	0	1	3	4
10 ADV						0.00					0	1	0	0	0	0
2	87	79	71	82	80	0.50	0.50				0	1	0	0	1	2
3	80	79	90	88	84	0.50	0.50				0	1	0	0	0	0
4	83	78	75	76	78	0.50	0.50				0	1	0	0	1	2
5	70	90	82	90	83	0.50	0.50				0	1	0	0	2	2
6	80	88	80	77	81	0.50	0.50				0	1	0	0	0	1
7	100	100	100	100	100	0.50	0.50				0	1	0	0	0	0
Guidance						0.00					0	0	0	0	0	1
1	92	86	86	75	NG*	0.50	0.00	S			1	0	0	3	9	14
10 ADV						0.00					0	0	0	0	0	0
2	74	83	84	70	78	0.50	0.50				0	0	0	0	1	2
3	79	78	79	75	78	0.50	0.50				1	0	0	0	1	0
4	71	74	69	82	74	0.50	0.50				0	0	0	0	1	2
5	80	75	64	57	69	0.50	0.00	P			0	0	0	0	3	0
6	75	74	71	70	73	0.50	0.50				0	0	0	0	1	1
7	100	100	100	100	100	0.50	0.50				0	0	0	0	0	0
Guidance						0.00					0	0	0	0	0	0

**Total Current Credits**

**7.00**

**5.50**



# LOSS OF CREDIT, LOSS OF PRIVILEGES

*Don't put off what you want most to do what you want right now!*

- ☐ Trust, reliability, and opportunities
- ☐ Athletic eligibility
- ☐ Revoke student transfer
- ☐ Mandatory lunch tutorial
- ☐ Off campus lunch, prom, HOCO, etc...
- ☐ Student leadership; scholarships
- ☐ Driving? No VOE! (verification of enrollment)
- ✓ New procedures for appealing course credit released during the last week of school
- ✓ Appeals are limited to one semester only

# SUMMER SCHOOL

- Monday – Thursday; June 5<sup>th</sup> – July 3; 8:00-3:00PM
- Uniform Required
- Up to 4 courses for credit recovery (2 credits)
- Original credit courses must be taken elsewhere
- Registration through dean's office
- STAAR/EOC June 24-27<sup>th</sup> (Re-testing)

▶ ***STUDENT SURVEY RESULTS***

▶ ***SNEAK PEAK***

A series of three parallel white lines of varying lengths, slanted upwards from left to right, located in the bottom right corner of the slide.